

CHAIRS COLLECTION 2026



CHAIRS COLLECTION

The MS Designed to Last Chair Collection is developed with contract environments in mind, where versatility, consistency and durability are essential.

Combining a wide range of typologies, materials and finishes, each piece is designed to adapt seamlessly across diverse spaces, from hospitality and workspace to public and residential projects. Supported by fully integrated in house production, the collection ensures flexibility in customization while maintaining high standards of quality and performance.

A comprehensive seating solution created to meet the demands of contemporary projects and built to endure over time.

ABBY
p.4

new



ADELLE II
p.6



BETTY
p.28



CHLOE
p.30



GLOW
p.48



HAYA
p.56



LEA
p. 74



LIV
p. 78



NOA
p.96



NURA
p.98



SLIM CS
p.120



SPOTLIGHT
p.124



AKO II
p.12



ALI
p.14



ANNA
p.16



AVA
p.20

new



BELLA
p.22



COOL
p.32



DALIA
p.38

new



DONNA
p.40

new



ELISA
p.42



EVIE
p.44



HEIMA
p.58



IZZA
p.62



KELY
p.66



KIRA
p.68



LAYLA
p.70



LOTTUS II
p.82



LUCY
p.86



MALU
p.90



MARY
p.92

new



MILA
94



OOLY
p.104



ORA
p.108

new



POLY
p.110



PUMP
p.112



SELENE
p.114

new



SUKI
p.126



SURI II
p.128



VICKY
p.132



WOODIE
p.134

new



ZOE
p.136

new



ABBY

**Relaxed Elegance.
Built to Last.**

ABBY combines soft lines with a confident structure. Designed for comfort and durability, it adapts naturally to both relaxed and refined interiors.





AB001

Its gently curved backrest and balanced stance create a sense of ease, where comfort feels intuitive and the design quietly supports everyday use.

ADELLE II

**Timeless Presence.
Refined Comfort.**

ADELLE II balances classic inspiration with modern detailing. Its generous form enhances comfort while maintaining a sophisticated silhouette.



AD011



AD018

AD016



AD010



AD015



AD014









AD018



AD016

A modern dining chair with a smooth, grey, curved seat and backrest. The chair is supported by four light-colored wooden legs that splay outwards. The background features a wall with large, curved, light-colored panels.

AK003

A modern dining chair with a smooth, green, curved seat and backrest. The chair is supported by four light-colored wooden legs that splay outwards. The background features a wall with large, curved, light-colored panels.

AK004

AKO II

**Light Expression.
Everyday Versatility.**

AKO II features a clean and lightweight design, ideal for dynamic spaces. Its simplicity allows it to integrate effortlessly across multiple environments.



AK002



AK001

ALI

**Essential Design.
Pure Function.**

ALI is defined by its clarity of form and structural honesty. A versatile piece that delivers comfort through simplicity.



AL001



AL002



AN002

AN001

AN004

AN003

AN005



AN006

ANNA

**Soft Geometry.
Welcoming Form.**

ANNA combines curved lines with a balanced structure. Its inviting shape creates a sense of comfort and visual harmony.



ANNA goes beyond comfort, adding a touch of glamour and elegance to any space.



Comfortable & Ergonomic
Designed to support you all day.



Practical & Swivel
Moves easily in any direction.



Gas lift
Adjust your height with ease.



AVA

**Minimal Form.
Maximum Clarity**

AVA expresses simplicity through precise proportions and clean lines. Its understated design integrates seamlessly into contemporary architectural settings.





AV001

BELLA

Sculpted Comfort.

BELLA stands out with its sculptural backrest and harmonious proportions. It delivers both aesthetic refinement and everyday functionality.



BA010



BA001

BA004

The defined backrest creates a strong visual gesture, while the seat remains generous and supportive, balancing expression with usability.





BA006



Metal legs bring a refined elegance and a light, sophisticated character to the BELLA collection.



Comfortable & Ergonomic
Designed to support you all day.



Practical & Swivel
Moves easily in any direction.



Gas lift
Adjust your height with ease.



BETTY

Compact Elegance.

BETTY offers a refined and compact presence. Its clean design adapts easily to both residential and contract settings.





BT001

CHLOE

Light Character.
Modern Identity.

CHLOE combines delicate lines with a distinctive silhouette. A subtle statement piece for contemporary interiors.





CH001

COOL

**Dynamic Design.
Flexible Living.**

COOL is designed for movement and adaptability. Its functional base and modern aesthetic suit creative and work environments.



CL026



CL006



CL002



CL012



A functional base and agile structure allow it to move effortlessly between settings, supporting both work and informal interaction.



CL008



There is the option for the chair to feature a swivel base instead of a fixed one, providing greater flexibility and ease of movement.



DALIA

Natural Comfort.
Quiet Sophistication.

DALIA blends soft shapes with warm materials, creating a calm and welcoming seating experience.





Its welcoming character makes it a natural choice for interiors that value comfort, warmth and visual restraint.

DONNA

**Elegant Structure.
Defined Presence.**

DONNA features a strong silhouette with refined detailing. A confident piece that elevates any space.



DN001

ELISA

Fluid Form.
Contemporary Spirit.

ELISA's smooth curves and light structure
create a dynamic yet balanced visual identity.



EL001



EL001

Designed for ergonomic support with a beautifully integrated look.



EVIE

**Timeless Warmth.
Contemporary Durability.**

EVIE blends classic proportions with modern construction standards. A versatile chair that transcends trends while ensuring structural reliability.



EV002



EV001



EV004



EV003



Upholstery and finishes play a central role, adding tactile richness and a layered visual depth to the overall composition.



GLOW

Comfort, Engineered.

GLOW is designed for extended comfort without compromising visual presence. Its gently reclined backrest and integrated lumbar support provide real ergonomic performance, while the solid wood structure ensures durability and long-term stability.



GL041



GL062



GL004



GL001



GL002



GL003

Metal legs add a refined elegance, bringing versatility and a more sophisticated presence to the Glow family.



GL008

Comfortable & supportive
Designed to relax your legs
effortlessly



GL009

Soft & cozy
Created to add comfort and
warmth to any seat



GL010

Modern & functional
Perfect for bringing style and
practicality to your living space



GL005



GL032

Comfortable & supportive
Designed to relax your legs
effortlessly



GL029

GL032



Solid wood legs introduce a natural softness, balancing comfort with understated elegance.



GL060



GL061



GL063

The visible wooden structure enhances warmth, elegance and refined comfort.



GL067

Comfortable & supportive
Designed to relax your legs
effortlessly



GL068

GL064

HAYA

Soft Modernity.
Balanced Design.

HAYA merges comfort with clean geometry, creating a versatile piece for contemporary living.



HA002



HA001



HA003

The fully upholstered seat version of HAYA brings a different expression, offering a softer, more refined look that enhances comfort while adding a warmer and sophisticated presence to the design.



HA004


HEIMA

**Honest Craft.
Nordic Simplicity.**

HEIMA reflects a natural and timeless approach, combining simplicity with a warm material presence.



HE002



HE005

HE001



Visible joints and material authenticity reinforce its crafted nature, celebrating simplicity through precision and restraint.

Metal Footrest

A strong support that adds stability and refined structure.



Upholstered Seat

A softer seat that enhances comfort and elegance.



Wooden Backrest

A natural wooden backrest that adds warmth and refined simplicity.



IZZA

**Essential Comfort.
Subtle Detail.**

IZZA delivers a clean silhouette enriched by thoughtful proportions and discreet design elements.



IZ003




IZ001



IZ002



Featuring a stackable design, these chairs provide an elegant solution for efficient storage and flexible use of space. Lightweight and easy to handle, they are designed to adapt seamlessly to both private and professional settings



12004

KELY

**Playful Precision.
Compact Design.**

KELY combines lightness with a touch of character, ideal for informal and vibrant environments.



KE002



Ergonomic & Supportive

Designed to follow your posture with lasting comfort.



Firm & Balanced

Built for stability, structure, and confident support.



Elegant & Refined

A clean design that brings comfort with sophistication.



KIRA

Light Comfort.
Refined Simplicity.

KIRA's soft lines and compact form create an elegant yet approachable seating solution.





K1001

K1002

LAYLA

**Bold Curves.
Distinct Presence.**

LAYLA stands out through its expressive form and strong visual identity, adding personality to any space.



LL003

LL001

LL011

LL010



LL001



LL003

Mobility & Gas Lift

Smooth wheels with adjustable gas lift comfort.



LL011

Swivel & Return Base

360° swivel with self-return



LL001

Premium Metal Finish

Strong, stable and refined metal detailing.



LL010

Four-Leg Base

Fixed base for everyday stability and support.



LL001

LEA

**Classic Balance.
Everyday Comfort.**

LEA offers a timeless silhouette designed for long-lasting comfort and versatility.



LE006

LE002

LE010



LE001

LE003

The familiar outline is refined through proportion and detail, resulting in a piece that feels both timeless and quietly updated.



LE004

Comfortable Arm Support

Relaxed support for everyday use.



LE005

Strong & Ergonomic Structure

Built for durability and seat comfort.



LE011

Gas Lift & Swivel

Adjustable height, smooth rotation.



LE011

LIV

**Smart Stacking.
Clean Geometry.**

LIV is designed for efficiency without losing elegance. Its stackable structure optimizes space management while maintaining a clean, architectural presence.



LIV001



LV003

LV002



LV003

LV002

A unique design that allows easy stacking while maintaining the elegance, warmth and refined presence of a solid wood chair, combining functionality with a timeless and minimal aesthetic



LV002

LOTTUS II

Iconic Form.
Enhanced Comfort.

LOTTUS II evolves a recognizable design language with improved ergonomics and refined detailing.



LT003



LT002



LT002



LT001



LT003



LT010



LT011





LT012

LUCY

**Soft Craft.
Elegant Ease.**

LUCY blends artisanal inspiration with a contemporary approach, delivering comfort with grace.



The metal version brings a refined and sophisticated look while keeping the space light and visually open.



LY003

LY002



LY004



Soft Ergonomic Backrest

Designed to provide natural ergonomic comfort and support.



Comfortable Footrest

Well-placed for stability and ease.



Integrated Detail

Subtle design for refined simplicity.

MALU

**Essential Structure.
Timeless Appeal.**

MALU focuses on proportion and clarity, offering a durable and versatile seating solution.





MA002

Wooden seat

Natural, clean and timeless.



MA001

Upholstered seat

Softer comfort with a refined touch.



MA002

MARY

Delicate Presence.

MARY features a light silhouette with soft contours, ideal for refined interiors.



ML001



ML002



ML001

Rounded forms with metal legs and full upholstery create a balanced expression of comfort and elegance.

MILA

**Compact Sophistication.
Quiet Elegance.**

MILA balances comfort and restraint, creating a discreet yet refined design.





ML001

NOA

Organic Form.
Inviting Comfort.

NOA's rounded lines and soft proportions create a welcoming and relaxed seating experience.



NO001



NO001

NOA brings an organic presence to the space, shaped by soft forms and the warmth of natural wood.

NURA

**Natural Expression.
Light Design.**

NURA highlights material authenticity with a simple yet expressive structure.



The variety of armrest options, with or without metal, brings great versatility to the NURA collection, allowing it to adapt seamlessly to different spaces and needs.



NU007



The bar stool is available with optional metal armrests for added support and a refined look.

The wide range of configurations, including armrests with or without metal and the option of upholstered or non-upholstered seats, enhances both comfort and versatility, offering greater freedom of choice and allowing the NURA collection to adapt elegantly to different environments and uses.



NU006

NU004



OOLY

**Fresh Identity.
Playful Function.**

OOLY introduces a light and contemporary character, perfect for dynamic spaces.





OL003

OL004



OL002

OL001



A fully upholstered version of OOLY brings a softer and more refined expression, enhancing its versatility and allowing endless combinations to adapt seamlessly to different spaces and styles.

ORA

**Rounded Comfort.
Architectural Balance.**

ORA explores the strength of circular form, creating a chair that feels both embracing and structured. Its geometry encourages conversation and comfort.



OA001



OA002



OA001

OA003

Its slender metal frame and rounded lines create a refined sense of lightness, bringing softness, elegance and a quietly sophisticated presence to the space.

POLY

**Functional Minimalism.
Versatile Design.**

POLY is designed for adaptability, offering a clean and practical solution for multiple settings.



PY002



PY005

PY006

PY001

PUMP

Soft Volume.
Casual Comfort.

PUMP emphasizes generous proportions and a relaxed feel, ideal for informal environments.





PU004

SELENE

**Soft Presence.
Strong Identity.**

SELENE balances delicate curves with structural strength. Its sculpted profile creates an inviting aesthetic while maintaining robustness for everyday use.





SE008



SE004



SE002



SE003



SE001



SE001



SE006



SE005



SE007



SE010



A sturdy metal footrest designed for everyday comfort.



SLIM CS

**Slim Profile.
Maximum Efficiency.**

SLIM was designed for spaces where efficiency and elegance must coexist. Its refined structure reduces visual weight while maintaining strength and comfort, making it ideal for dynamic large-scale projects.



CS001



2017 WINNER
**EUROPEAN
PRODUCT
DESIGN
AWARD**

www.productdesignaward.eu

design by
**Christophe
de Sousa**

Franco-Portuguese designer
Christophe de Sousa, born
in France in 1979, shaped his
vision through cultural diversity.

In 2017, he founded his studio
in Porto. Passionate about the
creative process and devoted
to form and function, he is a
keen observer who finds in
detail his path to perfection.

CS001



CS001



Upholstery adds a refined sense of elegance while enhancing comfort, bringing a softer and more sophisticated expression to the overall design.



CS002

CS002

SPOTLIGHT

**Statement Design.
Visual Impact.**

SPOTLIGHT creates a bold presence through its distinctive form and expressive composition.





SL001

SL002

SUKI

Simple Comfort.
Contemporary Ease.

SUKI offers a clean and approachable design,
perfect for everyday use.

SK003



A close-up photograph of the upper portion of a chair. The chair features a dark-stained wooden backrest with a smooth, rounded edge. The seat is upholstered in a textured, light green fabric. The lighting is soft, highlighting the natural grain of the wood and the intricate weave of the fabric. The background is a neutral, slightly blurred grey.

SURI II

**Evolved Comfort.
Modern Craft.**

SURI II refines a familiar form with improved ergonomics and updated detailing.



SU002



SU010



SU011



The outer shell can be upholstered in fabric, enhancing the chair's versatility and comfort.

VICKY

**Soft Contrast.
Elegant Balance.**

VICKY combines materials and shapes to create a harmonious and inviting piece.





VK011

WOODIE

Natural Identity.
Crafted Warmth.

WOODIE highlights the beauty of wood through a timeless and honest design approach.






ZOE

Efficiency with Presence.

ZOE is designed for demanding, large-scale environments. Stackable and lightweight, it offers logistical efficiency without compromising elegance.







CAT_2026_MSDTL

R. Zona Industrial Nascente/Poente nº102
Apartado 34, 3750-353 Barrô - Águeda - Portugal

Tlf: +351 234 610 130 | Fax: +351 234 301 957

info@msilva.com.pt